

CAMBRIDGE



RAHNAMA
P R E S S

@RAHNAMAPRESS
WWW.RAHNAMAPRESS.COM

super Minds

Workbook 5

Herbert Puchta

Günter Gerngross

Peter Lewis-Jones

Contents

	The Science lesson	4
1	Disaster!	10
2	In the rainforest	22
3	The rock 'n' roll show	34
4	Space restaurant	46
5	The Wild West	58
6	In Istanbul	70
7	The story teller	82
8	Museum of the future	94
9	Mystery at sea	106
	My portfolio	118

The Science lesson

1 Look and write the words.

1



goggles

2



3



4



5



6



7



8



2 Read and complete the text.



Wednesday, 5 September

Alex, Phoebe and Patrick were in the ⁽¹⁾ science lab .
I was near the window. All three were wearing ⁽²⁾ g _____ on
their hands. Phoebe and Alex were also wearing ⁽³⁾ g _____ ,
but Patrick wasn't. His ⁽⁴⁾ g _____ were on a ⁽⁵⁾ s _____ .
Patrick was holding the ⁽⁶⁾ t _____ t _____ in his left hand.
With his right hand he put two ⁽⁷⁾ s _____ of blue
⁽⁸⁾ p _____ in the ⁽⁹⁾ t _____ t _____ . Then there was
an ⁽¹⁰⁾ e _____ . Lots of ⁽¹¹⁾ b _____ came out of the
⁽¹²⁾ t _____ t _____ . Then Mr Davis went to talk to them.

He was angry. He told Patrick to put on his ⁽¹³⁾ g _____ . When
Mr Davis left he said to me, 'John, get back to your place.' So I
left. I didn't see what happened in the ⁽¹⁴⁾ s _____ I
afterwards. That's all I can say.
John

1 Write the verbs in the correct column. Write the base form of the verbs.

looked came found started played heard laughed ran walked
told waited arrived said loved took watched had went

looked (look)

came (come)

2 Look at the pictures. Write the story.

had laughed arrived ran rode had



Last night Susan had a dream,

3 Write a story about a dream you had.

Last night I had a dream,

1 Remember the song. Read and complete the song with the words from the

come back future last cross want late followed mate wait

Phoebe was the first one,
She didn't ⁽¹⁾ want to ⁽²⁾ _____.
Now she's lost in time because
She stepped into that gate.

Alex ⁽³⁾ _____ Phoebe
Because he's her best ⁽⁴⁾ _____.
Now he's lost in time because
He stepped into that gate.

Patrick was the ⁽⁵⁾ _____ one,
But then, he's always ⁽⁶⁾ _____.
Now he's lost in time because
He stepped into that gate.

The Time Travellers,
They're lost in time,
They'll never ⁽⁷⁾ _____.
If they ⁽⁸⁾ _____ that line.

The Time Travellers,
Travelling so fast,
The past is the present,
And the ⁽⁹⁾ _____ is the past.



2 CD 1 08 Listen and say the words.

zoo you



Phonics tip

Some words are easy to say because the spelling helps you. Look for rhymes to help you say more difficult words.

3 Match the rhyming words.

- | | |
|----------------|-----------|
| 1 zoo <u>c</u> | a great |
| 2 say _____ | b come |
| 3 mum _____ | c you |
| 4 see _____ | d grey |
| 5 wait _____ | e one |
| 6 fly _____ | f friend |
| 7 too _____ | g fruit |
| 8 sun _____ | h I |
| 9 end _____ | i through |
| 10 boot _____ | j me |

4 CD 1 09 Listen, check and say the words.

1 Match the questions with the answers.

- 1 What did you do at school today?
- 2 Did you like the film?
- 3 What was it about?
- 4 That's interesting. When did they live?
- 5 Where did they live?
- 6 How long was the film?
- 7 Why didn't you see the whole film?

- | | |
|-------------------------------------|--|
| <input checked="" type="checkbox"/> | a Yes, it was great. |
| <input type="checkbox"/> | b About 700 years ago. |
| <input type="checkbox"/> | c Because it was longer than the lesson. |
| <input type="checkbox"/> | d I don't know. We didn't see the whole film. |
| <input type="checkbox"/> | e We watched a film in Geography. |
| <input type="checkbox"/> | f The Aztecs. |
| <input type="checkbox"/> | g In Mexico. |

2 Make questions.

- 1 happen / did / When / accident / the / ?
When did the accident happen?
- 2 did / you / put / goggles / Where / your / ?

- 3 was / test tube / What / the / in / ?


- 4 wear / in / science lab / Did / gloves / you / the / ?

- 5 you / Why / teacher / angry / Science / was / the / with / ?

- 6 How / spoons / did / many / put / you / of / powder / blue / test tube / in the / ?

3 Read and write the questions.

- 1 What did you do on Saturday?
On Saturday? Holly and I did an experiment.
- 2 _____
At Holly's place. In the cellar.
- 3 _____
We tried to make gold.
- 4 _____
No, it wasn't dangerous. There were a few bubbles but no explosion.
- 5 _____
Then we asked Holly's father to help us.
- 6 _____
He showed us how to make special ink for secret messages.



1 Think! Remember the story. Put the story in order.

- ☐ A strange yellow gate appears.
- ☐ Phoebe can't read the instructions.
- ☐ There is a red flash.
- ☐ The children make a brick get bigger.
- ☐ Mr Davis talks to the children.
- ☐ Alex puts different coloured powders into a test tube.
- ☒ 1 Phoebe adds the yellow powder to the blue liquid.
- ☐ Patrick starts doing an experiment.

2 Complete the sentences with the children's names.

- 1 Phoebe turns the red brick purple.
- 2 _____ doesn't think the experiment is very exciting.
- 3 _____ follows Patrick's instructions.
- 4 _____ tells them to read the instructions carefully.
- 5 _____ knocks over a bottle of water.
- 6 _____ and _____ don't laugh at the explosion.

3 Complete the instructions and the answers to the questions.



Experiment 1

- Add one spoon of ⁽¹⁾ yellow powder to the blue liquid.
- Add a few drops of the liquid (which should now be ⁽²⁾ _____) to the red brick.

What happens to the brick?

⁽³⁾ _____



Experiment 2



- Take a test tube and put in ⁽⁴⁾ _____ spoons of white powder and one spoon of ⁽⁵⁾ _____ powder.
- Add some ⁽⁶⁾ _____ liquid into the test tube.
- Now pour some of the new liquid (which should now be ⁽⁷⁾ _____) onto the brick.




What happens to the brick?



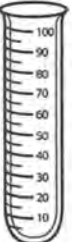
⁽⁸⁾ _____










4 Invent an experiment and write the instructions for it.

1 Think! Complete the chemistry sums and colour the test tubes.

1  +  =  orange

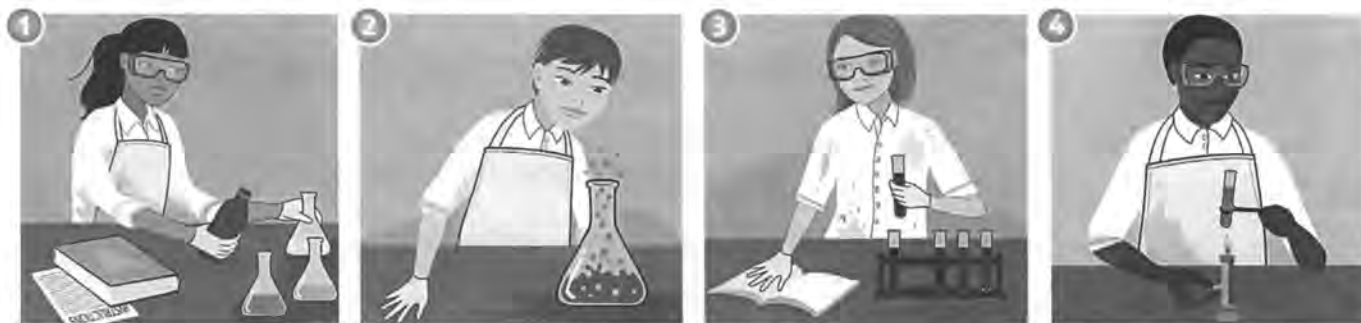
2  +  =  _____

3  +  =  _____

4  +  +  =  _____

2 Values What are the students doing wrong? Look, read and write the sentences. Use the words from the box.

apron goggles gloves instructions



1 She isn't following the instructions.

2 _____

3 _____

4 _____

3 Write what the teacher says to the children in Activity 2.

1 Read the instructions.

2 _____

3 _____

4 _____

1 Disaster!

1 Look and complete.

1



volcano

2



f u t i

3



c l m

4



horse and c r

5



t e t e

6



s a u

7



s r a t

8



v s

9



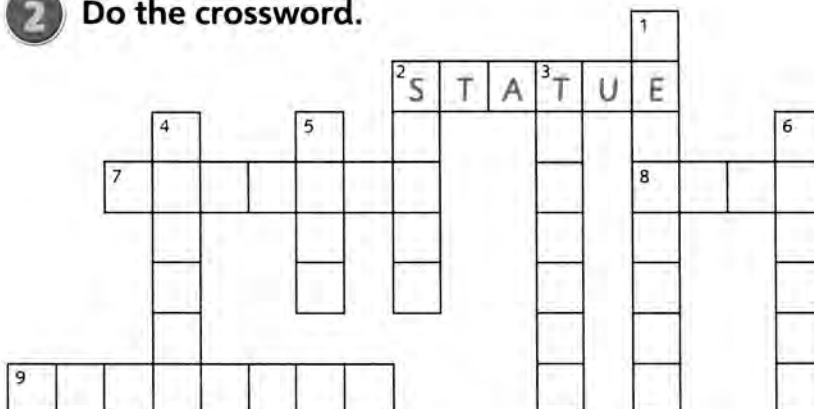
s o e

10



t m l

2 Do the crossword.



Across

- 2 A person or an animal made of stone.
- 7 A mountain with a large hole at the top.
- 8 You put flowers in it and water.
- 9 Water is pushed up into the air from it.

Down

- 1 They work for other people.
- 2 You get it when you make a fire.
- 3 People go there to see a play.
- 4 A tall stone post.
- 5 Horses pull it.
- 6 The house of a god or gods.

3 Complete with the verbs from the box.

drank went realised admired
pulled left saw bought

- 1 The servant bought lots of food in the market.
- 2 Phoebe _____ that the volcano was Vesuvius.
- 3 Patrick and Alex _____ the fountain in the middle of the square.
- 4 Our friends _____ to the theatre last night to see a play by Shakespeare.
- 5 Two horses _____ a cart loaded with melons.
- 6 When an old man _____ the temple in the square Alex went over to him.
- 7 Phoebe _____ the water from the fountain.
- 8 The friends were scared because they _____ smoke coming from the volcano.

1 Play the game.

Guess what I was doing on Saturday at five o'clock.



Were you playing computer games?



2 Write what the family was doing when there was an earthquake.

read cook play do listen watch



- 1 Dad and Mum were cooking
- 2 Emily _____
- 3 Lily _____
- 4 The grandparents _____
- 5 Tom _____
- 6 Oliver _____

3 What were you doing at the weekend? Write sentences about you.

- 1 On Saturday morning at 10 o'clock I _____
- 2 At lunchtime _____
- 3 At 3 o'clock _____
- 4 At 6 o'clock _____
- 5 On Sunday morning at 11.30 _____
- 6 At 2 o'clock _____
- 7 At 5 o'clock _____

1 Remember the song. Look and write the sentences.

- 1 He was working in the garden when the ground began to shake.
- 2 A statue _____.
- 3 I _____.
- 4 I was _____.
- 5 A girl _____.
- 6 She looked _____.
- 7 She could see _____.
- 8 The volcano _____.



2 CD 1 18 **Listen and say the words.**
cap cape cut cute



Phonics tip

An e at the end of a word often makes the vowel sound long.

3 Complete the sentences.

lake nine smoke tube
shakes inside safe time

- 1 When there's an earthquake, the ground shakes.
- 2 What _____ is it? It's _____ o'clock.
- 3 Can you see the _____ from that fire?
- 4 Let's take our boat out on the _____.
- 5 It's starting to rain. Let's go _____.
- 6 Don't touch that wire. It isn't _____.
- 7 Put some green powder in the test _____.

4 CD 1 19

Listen, check and say the sentences.



Word watch

Some words don't follow the pattern: *have, come*.

Super Minds

Workbook 5

**Are you ready to
become one of the Super Minds?**

This exciting seven-level course, from a highly experienced author team, enhances your students' thinking skills, improving their memory along with their English.

- S** Develop language creatively with activities like role play and project work
- S** Focus on functional language with communicative activities
- S** Explore social values through the stories and fascinating cross-curricular sections

This Workbook features a page of activities to accompany each page of the Student's Book along with extra writing practice.

**FREE extra resources can be downloaded from
www.cambridge.org/elt/superminds**

Super Minds Level	CEF Level	Cambridge ESOL exams
Level 6	A2-B1	Towards Preliminary
Level 5	A2	Flyers/Key
Level 4	A1	Movers
Level 3		Starters
Level 2		
Level 1		
Starter		

Level 5


Student's Book with DVD-ROM
Workbook
Teacher's Book
Teacher's Resource Book
with Audio CDs

Class Audio CDs
Classware and
Interactive DVD-ROM

Other resources you can use:



ISBN 978 0521 13737 9



ISBN 978 0521 17587 6



ISBN 978 0521 13410 1



CAMBRIDGE
UNIVERSITY PRESS
www.cambridge.org

ISBN 978-0-521-22375-1



9 780521 223751